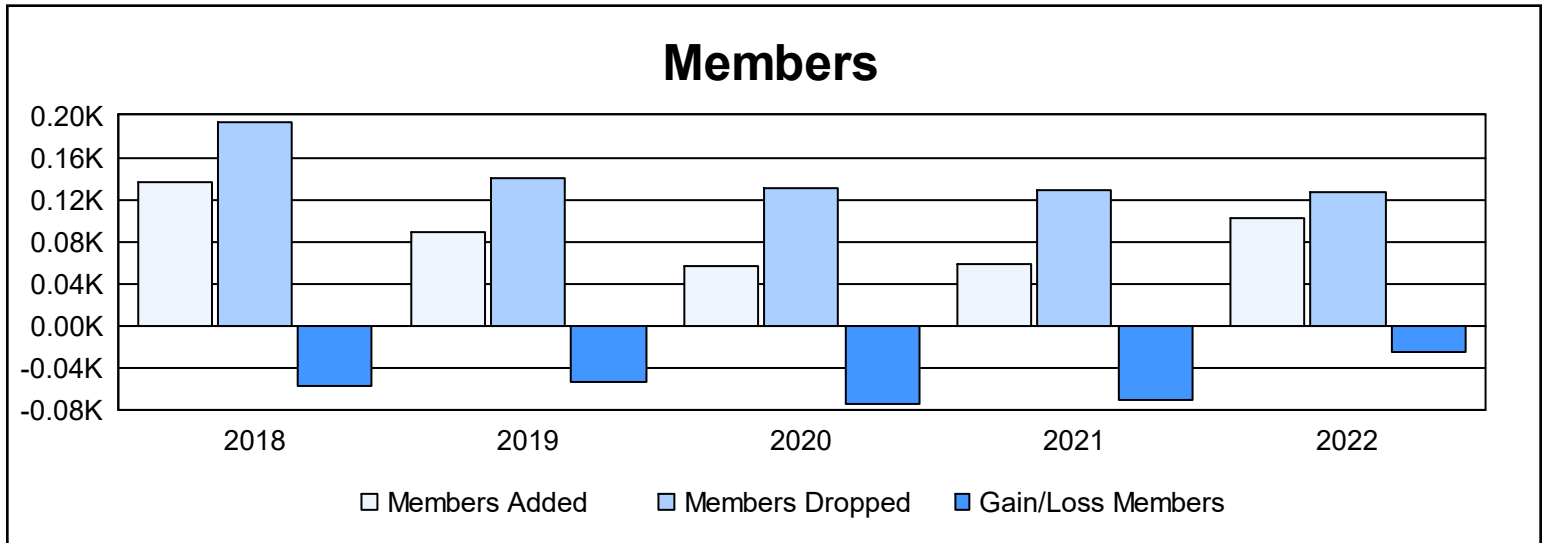
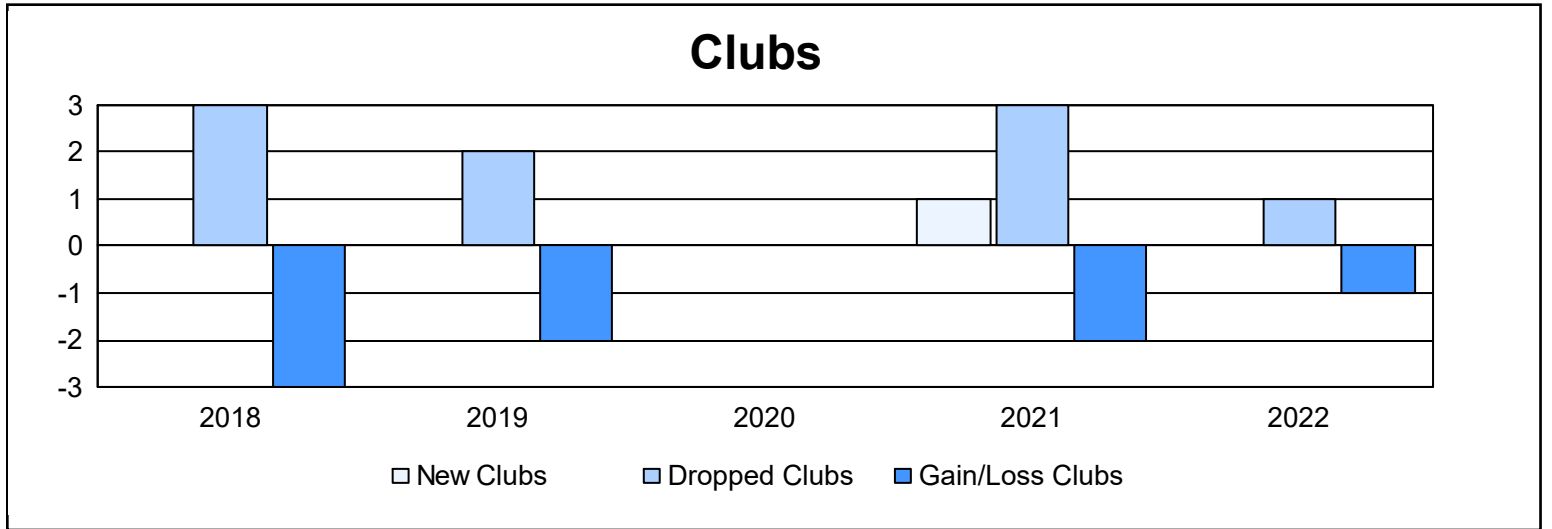
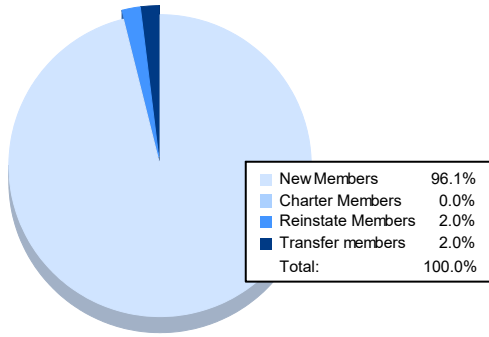


Year	New Clubs	Dropped Clubs	Gain/ Loss Clubs	New Members	Charter Members	Reinstate Members	Transfer Members	Total Member Added	Total Members Dropped	Gain/ Loss Members
2017-2018	0	3	-3	124	0	2	10	136	194	-58
2018-2019	0	2	-2	78	0	8	2	88	141	-53
2019-2020	0	0	0	51	0	2	4	57	131	-74
2020-2021	1	3	-2	37	13	5	4	59	129	-70
2021-2022	0	1	-1	98	0	2	2	102	127	-25
<b>Average</b>	<b>0</b>	<b>2</b>	<b>-2</b>	<b>78</b>	<b>3</b>	<b>4</b>	<b>4</b>	<b>88</b>	<b>144</b>	<b>-56</b>



### Membership Composition June 2022 Cumulative



### Gender Composition June 2022 Cumulative

